

MEDIUM AND HIGH PRESSURE – THREAD ADAPTERS

ABAC provides a wide variety of reducing and thread adapters to simplify assemblies. Cylindrical thread connections are provided complete with collar and gland.

When multiple items are selected, the pressure rating will be equal to the rating of the component with the lowest value.

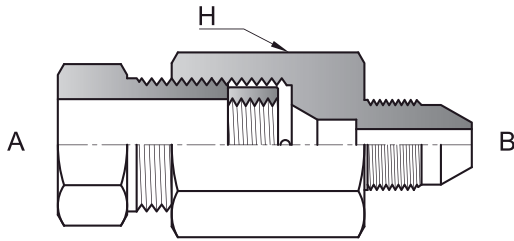
4 Types of connections are available:

- Male and Female NPT
- Cone & Thread Medium Pressure MU
Male and Female – Max. P. 22,500 psi.
- Con & Thread High Pressure AU
Male and Female – Max. P. 30,000 psi
- M Type – For hoses
Max. P. 30,000 psi.

REDUCING ACESORIES

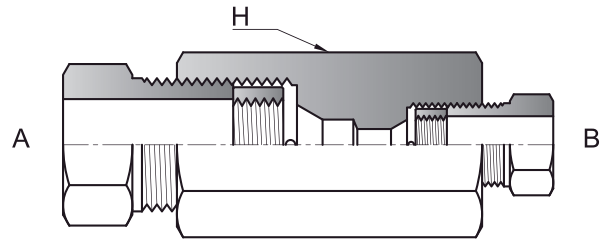
ADRM MU Reducing Adapter

Model	MU Connections		Max. Pressure (psi)	Orifice (mm.)	Hex
	A	B			
ADRM-5-2	9/16" MU	1/4" MU	22.500	3.2	25.4
ADRM-5-3	9/16" MU	3/8" MU	22.500	5.5	25.4
ADRM-6-5	3/4" MU	9/16" MU	22.500	9.2	34.5



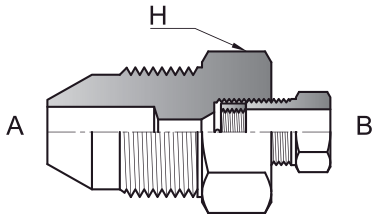
CURM MU Reducing Coupling

Model	MU Connections		Max. Pressure (psi)	Orifice (mm.)	Hex
	A	B			
CURM-5-2	9/16" MU	1/4" MU	22.500	3.2	25.4
CURM-5-3	9/16" MU	3/8" MU	22.500	5.5	25.4
CURM-6-5	3/4" MU	9/16" MU	22.500	9.2	34.5



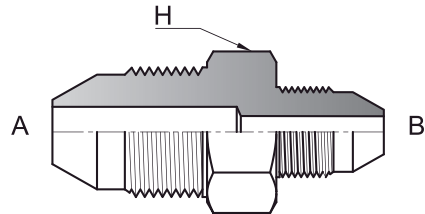
BURM MU Reducing Bushing

Model	MU Connections		Max. Pressure (psi)	Orifice (mm.)	Hex
	A	B			
BURM-5-2	9/16" MU	1/4" MU	22.500	5	19
BURM-5-3	9/16" MU	3/8" MU	22.500	5	22
BURM-6-5	3/4" MU	9/16" MU	22.500	5	25



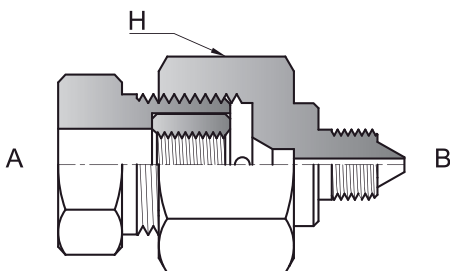
ENRM MU Reducing Hex Nipple

Model	MU Connections		Max. Pressure (psi)	Orifice (mm.)	Hex
	A	B			
ENRM-5-2	9/16" MU	1/4" MU	22.500	3.2	22.2
ENRM-5-3	9/16" MU	3/8" MU	22.500	5.5	22.2
ENRM-6-5	3/4" MU	9/16" MU	22.500	9.2	22.2



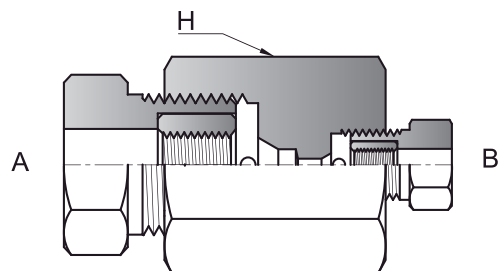
ADRH AU Reducing Adapter

Model	AU Connections		Max. Pressure (psi)	Orifice (mm.)	Hex
	A	B			
ADRH-3-2	3/8" AU	1/4" AU	30.000	2.5	27
ADRH-5-2	9/16" AU	1/4" AU	30.000	2.5	38.1
ADRH-5-3	9/16" AU	3/8" AU	30.000	3.2	38.1



CURH AU Reducing Adapter

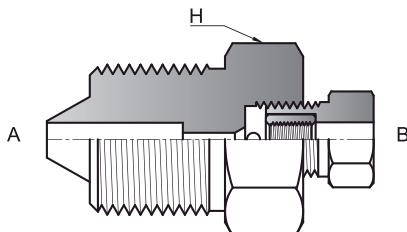
Model	AU Connections		Max. Pressure (psi)	Orifice (mm.)	Hex
	A	B			
CURH-3-2	3/8" AU	1/4" AU	30.000	2.5	27
CURH-5-2	9/16" AU	1/4" AU	30.000	2.5	38.1
CURH-5-3	9/16" AU	3/8" AU	30.000	3.2	38.1



MEDIUM AND HIGH PRESSURE – THREAD ADAPTERS (cont.)

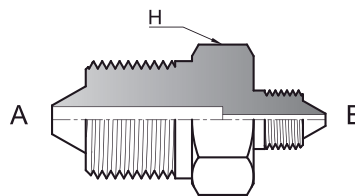
BURH AU Reducing Bushing

Model	AU Connections		Max. Pressure (psi)	Orifice (mm.)	Hex
	A	B			
BURH-3-2	3/8" AU	1/4" AU	30,000	2.5	20.6
BURH-5-2	9/16" AU	1/4" AU	30,000	2.5	31.7
BURH-5-3	9/16" AU	3/8" AU	30,000	3.2	31.7



ENRH AU Reducing Adapter

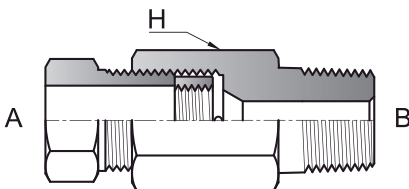
Model	AU Connections		Max. Pressure (psi)	Orifice (mm.)	Hex
	A	B			
ENRH-3-2	3/8" AU	1/4" AU	30,000	2.5	20.6
ENRH-5-2	9/16" AU	1/4" AU	30,000	2.5	31.7
ENRH-5-3	9/16" AU	3/8" AU	30,000	3.2	31.7



MU to NPT adapters

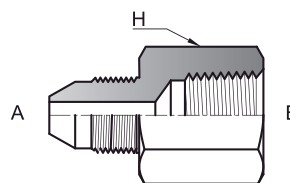
ADMA MU-F to NPT-M Adapter

Model	Connections		Max. Pressure (psi)	Orifice (mm.)	Hex
	A	B			
ADMA-3-2	3/8" MU	1/4" NPT	15,000	5.5	22
ADMA-5-4	9/16" MU	1/2" NPT	15,000	8	25.4
ADMA-6-4	3/4" MU	1/2" NPT	15,000	10	38.1



ADAM MU-M to NPT-F Adapter

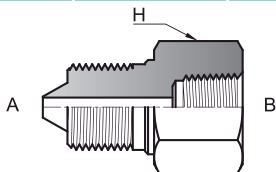
Model	Connections		Max. Pressure (psi)	Orifice (mm.)	Hex
	A	B			
ADAM-3-2	3/8" MU	1/4" NPT	15,000	5	19.05
ADAM-5-4	9/16" MU	1/2" NPT	15,000	8	27.0
ADAM-6-4	3/4" MU	1/2" NPT	15,000	11	28.5



AU to NPT adapters

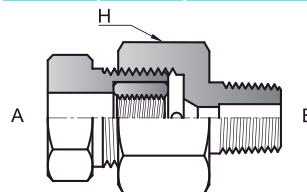
ADAH AU-M to NPT-F Adapter

Model	Connections		Max. Pressure (psi)	Orifice (mm.)	Hex
	A	B			
ADAH-2-2	1/4" AU	1/4" NPT	15,000	2.5	25.4
ADAH-2-4	1/4" AU	1/2" NPT	15,000	2.5	38.1
ADAH-3-2	3/8" AU	1/4" NPT	15,000	3.2	25.4
ADAH-3-4	3/8" AU	1/2" NPT	15,000	3.2	38.1
ADAH-5-2	9/16" AU	1/4" NPT	15,000	6.3	31.7
ADAH-5-4	9/16" AU	1/2" NPT	15,000	6.3	38.1



ADHA AU-F to NPT-M Adapter

Model	Connections		Max. Pressure (psi)	Orifice (mm.)	Hex
	A	B			
ADHA-2-2	1/4" AU	1/4" NPT	15,000	2.5	25.4
ADHA-2-4	1/4" AU	1/2" NPT	15,000	2.5	38.1
ADHA-3-2	3/8" AU	1/4" NPT	15,000	3.2	25.4
ADHA-3-4	3/8" AU	1/2" NPT	15,000	3.2	38.1
ADHA-5-2	9/16" AU	1/4" NPT	15,000	6.3	31.7
ADHA-5-4	9/16" AU	1/2" NPT	15,000	6.3	38.1

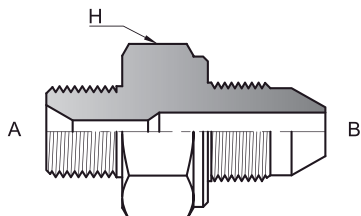


Type "M" to MU and AU adapters

"M" Type connections are predominant in high pressure hoses with rotary nut, and are identified by the nut UN in inches and by its pitch (TPI). Most common dimensions are UN9/16"x18", UN3/4"x16", UN1 1"x12, among other.

ADTM Type M to MU-M Adapter

Model	Connections		Max. Pressure (psi)	Orifice (mm.)	Hex
	A	B			
ADTM-5-2	9/16"x18	1/4" MU	22,500	2.5	19.05
ADTM-6-3	3/4"x16	3/8" MU	22,500	4.75	22.2
ADTM-8-5	1"x12	9/16" MU	22,500	4.5	31.75



ADTH Type M to AU-M Adapter

Model	Connections		Max. Pressure (psi)	Orifice (mm.)	Hex
	A	B			
ADTH-5-2	9/16"x18	1/4" AU	30,000	2.5	22.2
ADTH-6-3	3/4"x16	3/8" AU	30,000	4.75	22.2
ADTH-8-5	1"x12	9/16" AU	30,000	4.5	31.75

